


Title		S70i Technical Specifications	
<p>This document contains intellectual property information that is proprietary to SonoScape Medical Corp. and is protected by law. Neither the document nor the information contained therein should be used or reproduced in whole or partially, without prior written agreement consent of SonoScape Medical Corp.</p>			
 Manufacturer: SonoScape Medical Corp.	Document Number: 901-23435		Distribution Number: The electronic file takes effect
	Version: A04	Effective Date: 2025-5-8	Page Page 1 of 39




1 General Specifications

1.1 Applications



- **Abdomen** 1.1. Pilvo organų tyrimai;



- **Musculoskeletal** 1.2. MSK tyrimai;





- **Small parts** 1.3. Paviršiniai tyrimai




1.3 Imaging Modes


- **B** 9.1. 2D režimas;



ency)





Ovarv, S-Uterus 3D)



2.2 Monitor

2.2. Ekranų įstrižainė: 23,8 colių;

- 23.8-inch medical high resolution monitor
- Resolution: 1920×1080 2.3. Skiriamoji geba 1920 x 1080 vaizdo elementų



2

H


2.5 Caster

14.4. Centrinis ratukų stabdis


- Specification: one-key lock

2.6 Probe Port and Probe Holder


- Probe port: 5 4. Aktyvios jungtys davikliams: 5




- Gel holder: 1 14.2. Ultragarsinio gelio buteliuko laikiklis su šildytuvu;
- Gel warmer: 1



2.7 Power



- Built-in battery: 1 14.3. Integruota baterija;



lowered, and stretched back and forth.


3.2 Valdymo pulto pasukimas į šonus

- Swivel angle (left/right): $\pm 70^\circ$ (from center)
- Adjustable height range: 0 to 250 mm
- Full-sized backlit keyboard 3.3 Valdymo pulto aukščio reguliavimas

3.2 Touch Screen

3.1. 13.3 colių ekrano įstrižainės;

- 13.3-inch medical high resolution monitor



3.6 Monitor Information

• Level position adjustable

7. Bendrasis dinaminis diapazonas: 400 dB

- Dynamic range: 20 - 400 (e.g. C1-6A)

- Gray map: 1 - 16, 16 levels adjustable

-
-
-
-
-
-
-
-


- Auto SSC: On, Off, 2 levels 14. 5. Kadrų dažnis frame rate: 5618

- Maximum frame rate: 5618f/s (e.g. 12L-A,

-
-
-
-


4.2 B Mode

- Gain: 0 - 100 adjustable
- Scan depth: $\geq 55\text{cm}$ 5. Maksimalus vaizduojamas gylis: 55 cm.
- Compound imaging: off, 1, 2, 3, 4; 5 levels adjustable (e.g. C1-6A)
- HQ Scan: off, 1, 2, 3, 4
- Frequency: 5 bands adjustable
(fundamental wave: 5 bands;
harmonic wave: 5 bands)



9. 2. Automatinis parametų optimizavimo spalvinio doplerio režime (CFM),



4.5 CFM Mode



• ROI color adjustment


- Auto optimization: ROI position and steering angle
- Dual live




9.2. Automatinis parametų optimizavimo spalvinio doplerio režime (CFM), pritaikantis tiriamąją intereso zoną ir „steering“ kampą;



4.7 SR Flow


9.3. Lėtosios tėkmės režimas





9.4. Pulsinês bangos dopleris

4.10 PW Mode




- **HPRF** 9.4. Pulsinés bangos dopleris su HPRF;

4.15 CFM: M Mode

levels adjustable



depth.




real-time contrast flow mode

9. vaizdų suliejimo (SonoFusion) režimas


5.20 SonoFusion





6.6 S-PF


- S-PF KK2. Dirbtinio intelekto automatiniai matavimai: automatinis dubens dugno matavimas
- S-PF(3D)
- Rest and Valsalva statuses in 2D mode, Rest, Valsalva and Contraction statuses in 3D mode




- Auto measurement of subpubic arch Angle.



KK1. automatiniai skydliaukės matavimai

6.7 S-Thyroid



6.11 Auto Rectal Line








7 Storage and Data Management

7.1 Storage

- **2T HDD** 10.1. 2 TB talpos vidinis kietasis diskas;
- 250G SSD
- **2D cine storage time setting:**
 - ✓ Retrospective storage: 1 - 20s
 - ✓ **Prospective storage: 1 - 600s**
 - ✓ Freeze storage: 1 - 120s
- **4D cine storage time setting:**
 - ✓ Retrospective storage: 1 - 50s
 - ✓ **Prospective storage: 1 - 600s**


11. Maksimali Cine (loop) kadru juostos atmintis 600 sek.






8 Connectivity


8.1 I/O Port




- ✓ HDMI OUT 12.1. HDMI;




8.3 Network Connection



- Wireless network 12.2. Bevielio ryšio modulis (WiFi)




- ✓ WIFI connection, disconnection, refresh, advanced configuration and network



10.2. Palaikomos DICOM 3.0 standarto funkcijos

8.4 DICOM 3.0

- DICOM storage 10.2.a. Storage;



- DICOM storage commitment
- DICOM Worklist 10.2.c. Worklist
- DICOM MPPS
- DICOM print 10.2.b. Print;
- DICOM Q/R list

9 Probe

NOTE: For the following probes that support widescan, bilateral extension is also supported.

6. Aparato palaikomas daviklių dažnių diapazonas nuo 1,0 MHz

9.1 Convex Array Probe

- C1-6A

13.1.1. Dažnių diapazonas nuo 1 iki 8 MHz;

- ✓ Frequency range: 1.0-8.0MHz

- ✓ Field of view: 70° 13.1.2. Apžvalgos laukas 70°

6. Anarato palaikomas daviklių dažnių diapazonas iki 25,0 MHz

✓ Frequency range: 8.0-25.0MHz

9.2 Linear Array Probe

- 12L-A

Hip Joint

13.2.1. Dažnių diapazonas nuo 3 iki 17 MHz;

✓ Frequency range: 3.0-17.0MHz

13.2. 2. Apžvalgos laukas: 51 mm


✓ Width of view: 51mm

9.3 Phased Array Probe

- 18L-A

14.1. Nespalvoto (juodai balto) vaizdo spausdintuvas Sony UP-X898MD;





- ✓ B/W video printer



- Available printer models:

14.1. Nespalvoto (juodai balto) vaizdo spausdintuvas Sony UP-X898MD;

- ✓ Sony UP-X898MD



N


•

•

•

SonoScape

Manufacturer: SonoScape Medical Corp.



www.sonoscape.com